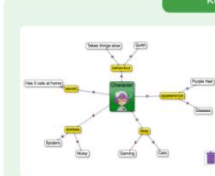

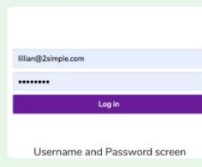


Building on prior learning	Theme overview	Preparing for future learning	Vocabulary
<p>Use technology safely and respectfully, keeping personal information private; identify where to go for help and support when they have concerns about content or contact on the internet or other online technologies. (KS1 national curriculum objectives)</p> <p>Recognise common uses of information technology beyond school.</p>	<p>Pupils build on their knowledge from KS1. They will understand the importance of safety in numbers and that they need to keep their private information safe through strong passwords. They will learn that information on the internet is not always true and will know what to do if they see content online that is distressing or inappropriate. Children can explain the negative implications of failure to keep passwords safe and secure. They understand the importance of staying safe and the importance of their conduct when using familiar communication tools.</p>	<p>Pupils in Year 4 will start to develop their understanding of how they can protect themselves online and anything posted online will leave a digital footprint. Children can explore key concepts relating to online safety using concept mapping such as 2Connect. They can help others to understand the importance of online safety. Children will be able to list a range of ways to report inappropriate content and contact.</p>	<p>Online Internet Password Web Belongings Respect language messages balance friendship information trusted adults</p>

NC coverage and HWJS skills development	Knowledge organisers
<p style="text-align: center;"><u>National curriculum coverage</u></p> <p>Pupils should be taught to use technology safely, respectfully and responsibly; recognise acceptable/unacceptable behaviour; identify a range of ways to report concerns about content and contact.</p> <p style="text-align: center;"><u>HWJS skills development</u></p> <p>Children demonstrate the importance of having a secure password and not sharing this with anyone else. Children can start to explain the negative implications of failure to keep passwords safe and secure.</p> <p>They understand the importance of staying safe and the importance of their conduct when using familiar communication tools such in Purple Mash.</p>	<div style="display: flex; flex-wrap: wrap;"> <div style="width: 30%; padding: 5px;"> <p>Appropriate When using online services such as blogging or sharing information, it's important that users behave appropriately. Users should be truthful, respectful, kind, seek any permissions and report anything they feel uncomfortable with.</p> </div> <div style="width: 30%; padding: 5px;"> <p>Blog A regularly updated website or web page, typically one run by an individual or small group, that is written in an informal or conversational style.</p> </div> <div style="width: 30%; padding: 5px;"> <p>Inappropriate Behaviour or content online that is upsetting, rude, unkind or makes someone feel unsafe or concerned.</p> </div> <div style="width: 30%; padding: 5px;"> <p>Internet A global computer network providing a variety of information and communication facilities, consisting of interconnected networks and computers.</p> </div> <div style="width: 30%; padding: 5px;"> <p>Personal Information This is information that is personal to someone. For example, their favourite food, their name and age.</p> </div> <div style="width: 30%; padding: 5px;"> <p>Permission When someone shares or accesses content online, it's important that permission is given if it belongs to someone else or has information about them.</p> </div> <div style="width: 30%; padding: 5px;"> <p>Password A secret word, phrase or combination of letters, numbers and symbols that must be used to gain admission to a site or application such as a website.</p> </div> <div style="width: 30%; padding: 5px;"> <p>Reputable source Reputable sources are known places or sites that have accurate information. For example, well known news sites or encyclopedias.</p> </div> <div style="width: 30%; padding: 5px;"> <p>Verify When seeking content online, it is important that a user verifies the information. They can do this by checking other sources and looking for signs that may indicate inaccuracies in the information.</p> </div> <div style="width: 30%; padding: 5px;"> <p>Spool An imitation of something that appears to look genuine.</p> </div> <div style="width: 30%; padding: 5px;"> <p>Reliable Source A source of information that provides thorough, well-reasoned details based on valid evidence.</p> </div> <div style="width: 30%; padding: 5px;"> <p>Vlog A personal website or social media account where a person regularly posts short videos.</p> </div> <div style="width: 30%; padding: 5px;"> <p>Website A set of related web pages located under a single name.</p> </div> </div> <div style="text-align: center; margin-top: 20px;"> <p>Key images</p> <div style="display: flex; justify-content: space-around;"> <div style="text-align: center;">  <p>2Connect screen with nodes added</p> </div> <div style="text-align: center;">  <p>2Blog header</p> </div> </div> <div style="text-align: center; margin-top: 20px;">  <p>Username and Password screen</p> </div> </div>

<u>Connections / deepening understanding</u>	<u>RADE</u>	<u>Assessment</u> By the end of the unit the children will be able to ... Details of the objectives that they will have covered within this unit of work	
<p>English – PSHE – Me and relationships unit: know how to speak to peers in and out of school.</p>	<p>Promoting social development: Group working/collaboration/interaction with peers</p>	<p>The pupils will be assessed through ongoing assessment through teacher observation and pieces of work produced throughout the sessions. An online assessment tool of targets on Natterhub.</p> <p>By the end of the unit the children will be able to create and understand the importance of a secure password. Pupils will understand how to write positive messages to peers.</p>	
Assessment recording for the unit - checking the level of pitch of the work			
<u>Key skill(s)/ knowledge to be assessed by the end of the unit</u>	<u>Lower attaining</u>	<u>Middle attaining</u>	<u>Higher attaining</u>
<p>Pupils know they can communicate with others via the internet.</p>	<p>The pupils can communicate with a friend through an online platform</p>	<p>The pupils can communicate effectively with a range of trusted friends and family through online platforms.</p>	<p>The pupils can communicate effectively with a range of trusted friends and family through online platforms and can identify when messages are not appropriate online.</p>
<p>I understand secure passwords are used to keep our information safe online.</p>	<p>The pupils know that a secure password contains letters and numbers.</p>	<p>The pupils can create a good password containing random words.</p>	<p>The pupils can create a good password which contains unfamiliar words and symbols.</p>