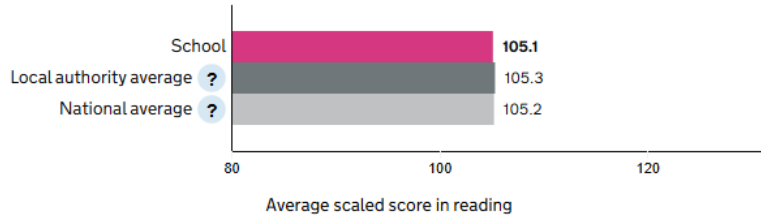


Average scaled score in:

Reading ?

Number of pupils = 90

[View as table](#)



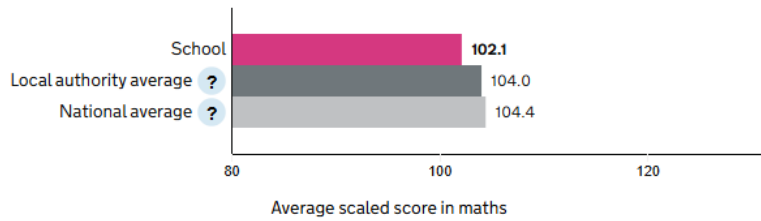
[Explore data in detail](#)

[View pupil breakdown](#)

Maths ?

Number of pupils = 90

[View as table](#)



[Explore data in detail](#)

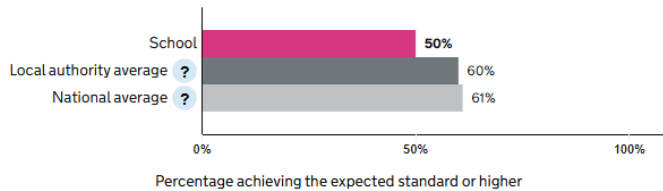
[View pupil breakdown](#)

Reading, writing and maths combined

Percentage of pupils achieving the expected standard or higher ?

Number of pupils = 90

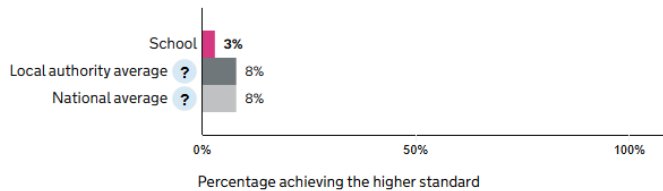
[View as table](#)



Percentage of pupils achieving the higher standard ?

Number of pupils = 90

[View as table](#)



[Explore data in detail](#)

% of pupils who achieved expected standard or above in Reading = 74%; Writing = 65% Maths = 58%

% of pupils who achieved a high level of attainment in Reading = 31%; Writing = 3%; Maths = 12%